



NORTHWEST LOUISIANA COUNCIL OF GOVERNMENTS (NLCOG)
625 Texas St., Suite 200, Shreveport, LA 71101

**TO: Louisiana Department of Transportation and Development (LADOTD)
Safety Section**

FROM: J. Kent Rogers – (Exec. Director NLCOG) [C.M.P.]

DATE: February 20th, 2026

SUBJECT: NLCOG (MPO) 2026 Safety (PM1) Target Setting

The FAST Act and subsequent federal rulemaking (23 CFR 490) established five performance measures related to highway safety.

- Number of fatalities;
- Number of suspected serious injuries (SSI);
- Rate of fatalities per 100 million vehicle miles traveled;
- Rate of suspected serious injuries (SSI) per 100 million vehicle miles traveled; and
- Number of non-motorized fatalities and suspected serious injuries.

MPOs, such as NLCOG, are required to either adopt and support the LADOTD's statewide targets or set their own targets specific to their local areas. **Effective February 20th, 2026**, NLCOG (MPO) will support LADOTD's statewide targets within the Metropolitan Planning Area (MPA) of Northwest Louisiana consisting of Caddo, Bossier, Desoto, and Webster Parishes respectively. The establishment of annual targets are expressed as five-year rolling averages and are developed by applying a reduction factor to currently available, five calendar year, rolling average data for each safety performance measure.

NLCOG, in coordination with LADOTD and LSU-CARTS (Center for Analytics & Research in Transportation Safety), established MPO targets for each of the five highway safety performance measures.

- 1% annual reduction in fatalities from a 2024 baseline of 76 to a target of 75 in 2026.
- 1% annual reduction in SSI from a 2024 baseline of 287 to a target of 281 in 2026.
- 1% annual reduction in fatality rate from a 2024 baseline of 1.193 to a target of 1.619 in 2026.
- 1% annual reduction in SSI rate from a 2024 baseline of 4.486 to a target of 4.396 in 2026.
- 1% annual reduction in non-motorized fatalities and SSI from a 2024 baseline of 47 to a target of 46 in 2026.

Similar to previous years, a consistent 1% reduction of the current 5-year rolling average is chosen as the most practical justification for determining the MPO's five performance measure targets.

For your reference, attached is a tabular summary of NLCOG's (MPO) adopted 2026 safety targets. Additionally, a copy of the presentation slides used during the **February 20th, 2026**, MPO Transportation Policy Committee meeting and the motion to Amend the 2045 MTP (MPO Long-range plan) to include the five 2026 safety targets is provided. The motion passed unanimously by all the TPC members present.

To enhance public involvement in the MPO's transportation planning process, an electronic copy of this Amendment which was brought before the MPO's Transportation Policy Committee can be tracked through NLCOG's online presence under the section titled "MTP 2045":

<http://www.nlcog.org/trans.html>

Should you have any questions or need further assistance, please do not hesitate to contact this office at 318-841-5950.

Sincerely,

A handwritten signature in black ink that reads "J. Kent Rogers". The signature is written in a cursive style with a large, stylized "R" at the end.

Kent Rogers: Secretary - MPO Transportation Policy Committee

C:

Ms. Savannah Williams (NLCOG)

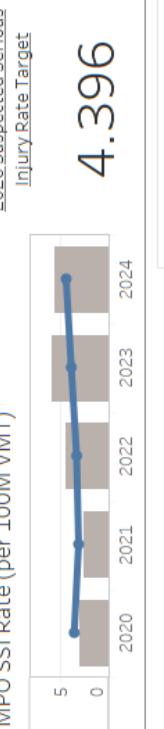
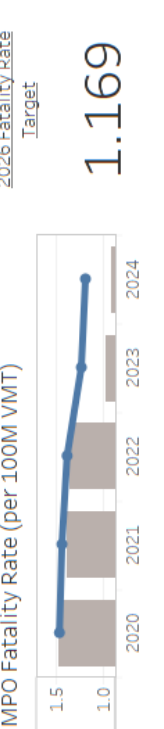
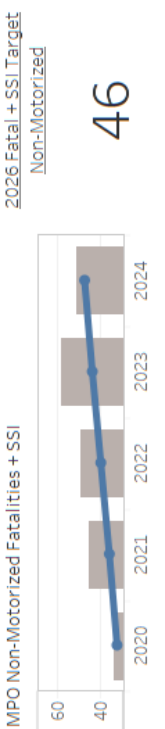
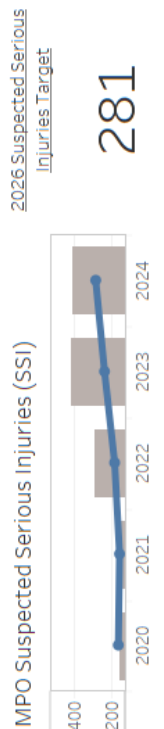
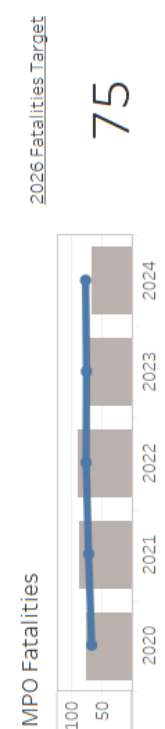
Louisiana HSIP Performance Measure Target Planning Tool

Select MPO:
Shreveport

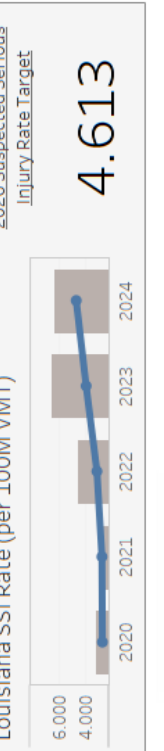
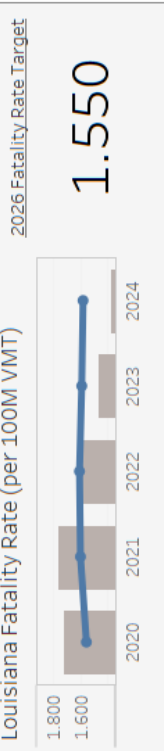
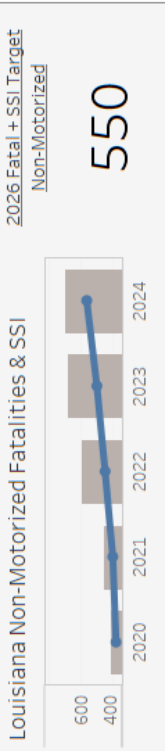
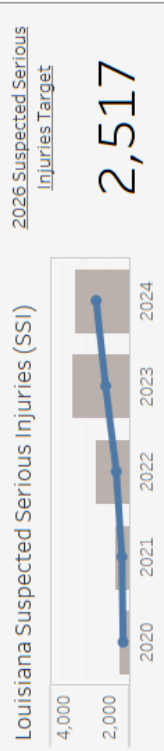
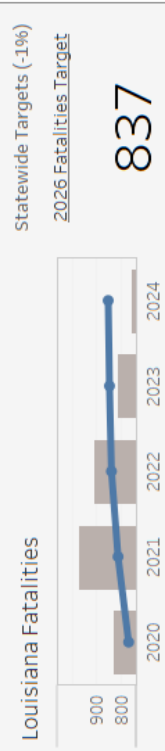
Enter Annual Target:
-1

Measure Names
5 Yr Moving Avg
Annual Value

MPO Results
SHREVEPORT MPO, 5 Year M.A. Rate
SHREVEPORT MPO, Annual



Louisiana Results



CONFIDENTIAL INFORMATION
This website is exempt from discovery or admission under 23 U.S.C. 407. Contact the LADOTD Traffic Safety Office before releasing any information.

Provide Website Feedback
Accessibility Statement

HSIP Safety PM Target Report

MPO
Shreveport

Annual Targeted Percentage Change (+/-)
-1

Measure	Base (5-Year Average)	Annual Targeted Change	Target (2026)
Number of Fatalities	76		<u>2026 Fatalities Target</u> 75
Number of Serious Injuries	287		<u>2026 SSI Target</u> 281
Number of Non-Motorized Fatalities and Serious Injuries	47	-1.0%	<u>2026 Fatal + SSI Target NM</u> 46
Rate of Fatalities per 100 Million Vehicle Miles Traveled	1.193		<u>2026 Fatality Rate Target</u> 1.169
Rate of Serious Injuries per 100 Million Vehicle Miles Traveled	4.486		<u>2026 SSI Rate Target</u> 4.396